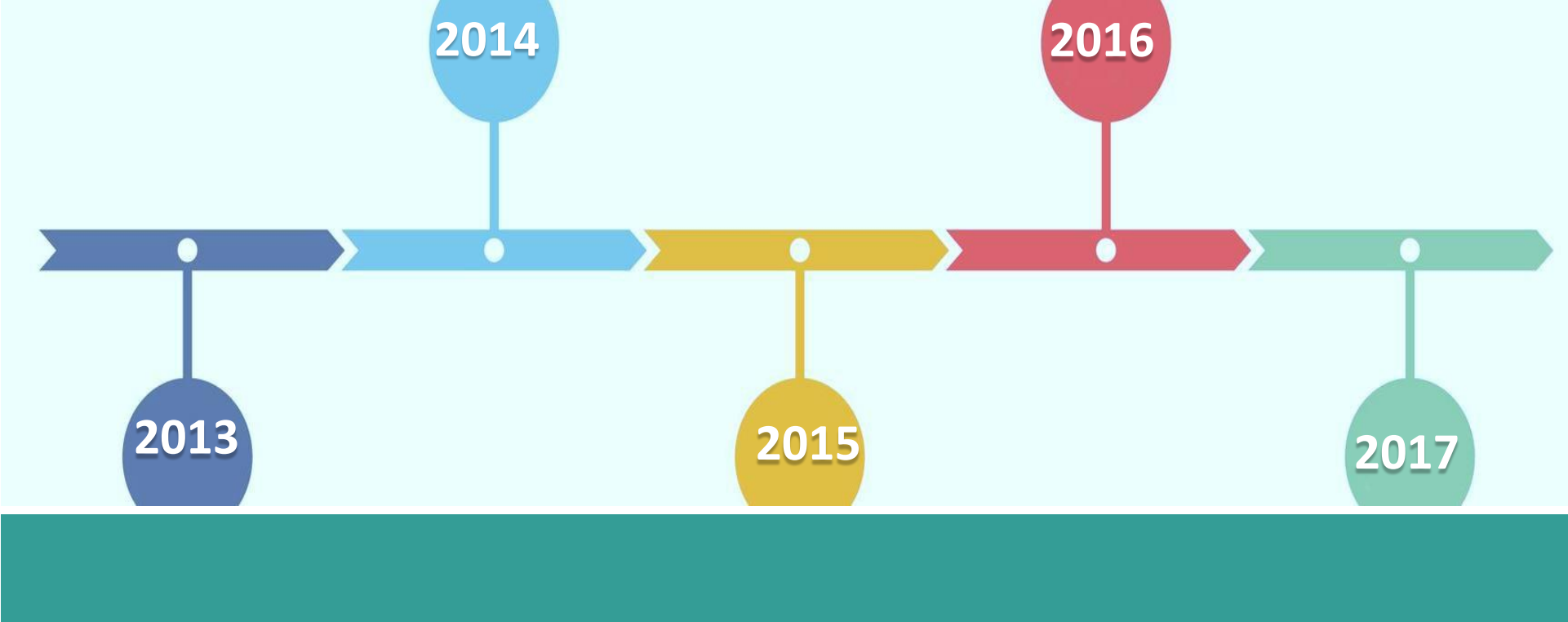





INFLUENZA RECAP, 2017-2018





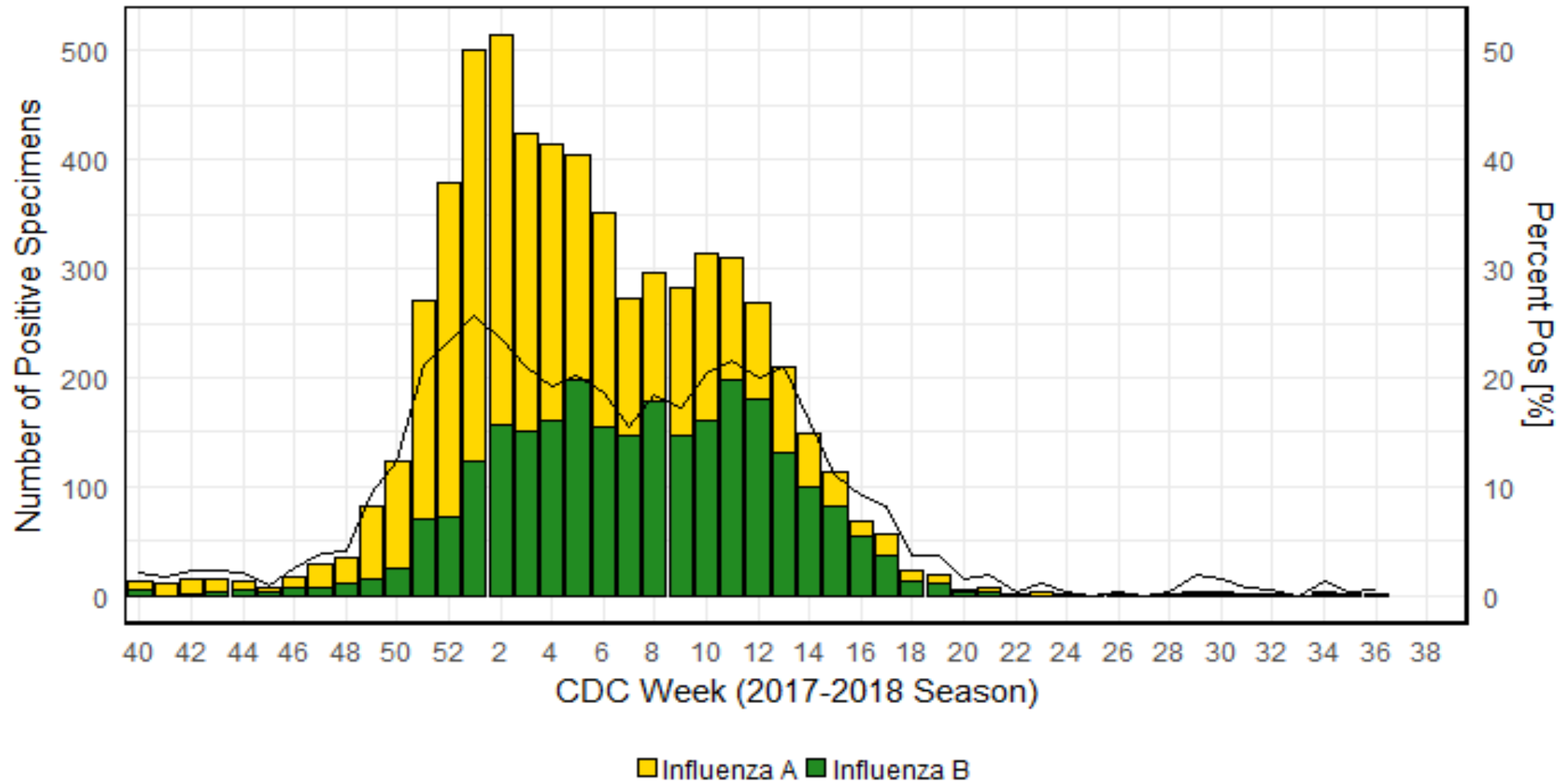
WA Influenza Report: Comparing Year to Year

Influenza Report

- 
- Released monthly in summer
 - Released weekly October to May
 - Many local health jurisdictions also produce reports

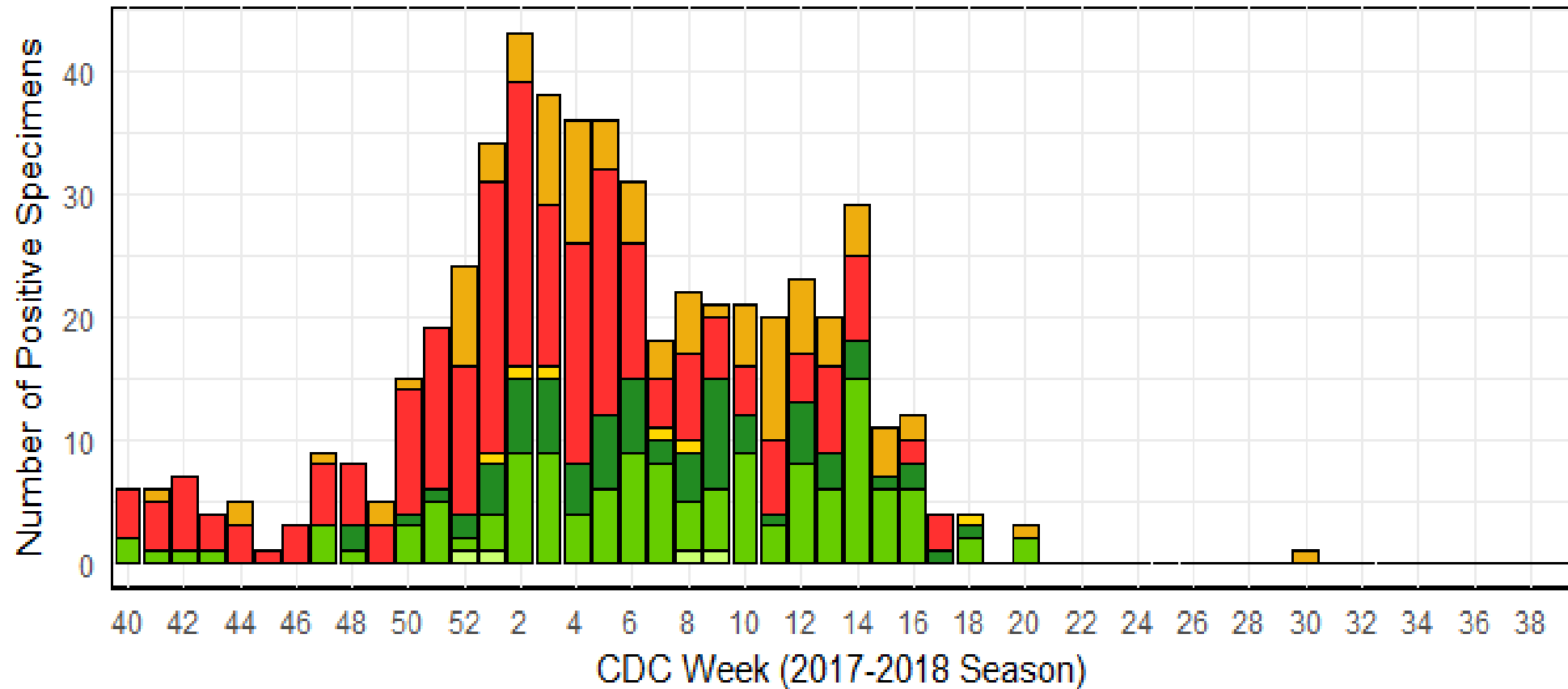
<http://www.doh.wa.gov/DataandStatisticalReports/DiseasesandChronicConditions/CommunicableDiseaseSurveillanceData/InfluenzaSurveillanceData>

Influenza Positive Tests Reported to CDC, WA Commercial Laboratories



<https://www.doh.wa.gov/Portals/1/Documents/5100/420-100-FluUpdate.pdf>

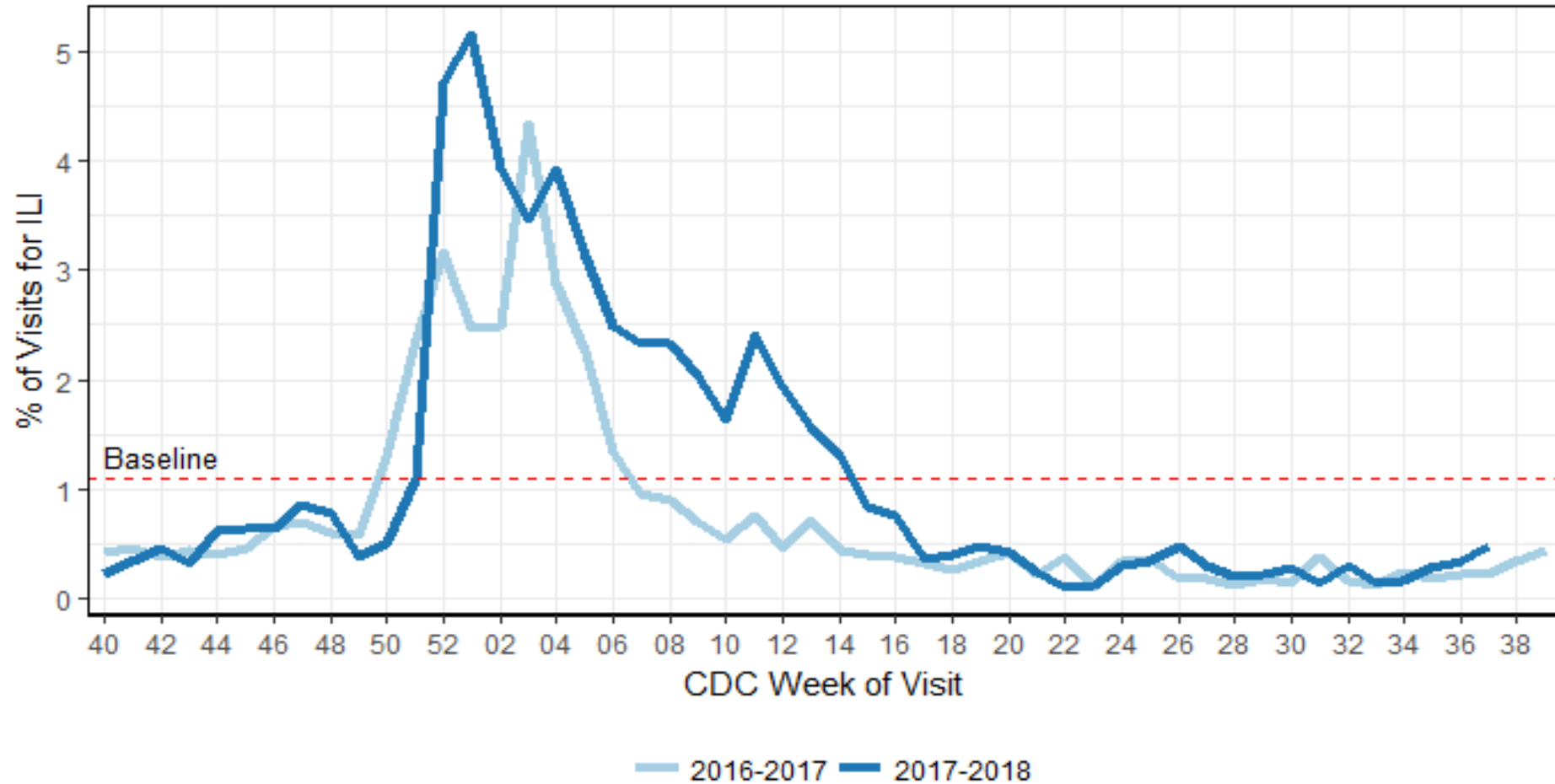
Influenza Positive Tests Reported to CDC, WA Public Health Laboratories



■ A (H1) ■ A (H3N2) ■ A (Subtyping not performed) ■ BYam
■ A (2009 H1N1) ■ A (Unable to subtype) ■ B ■ BVic

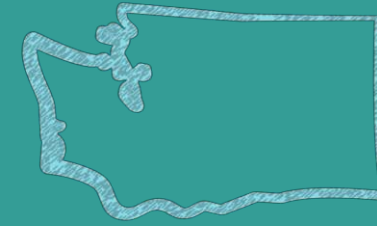
<https://www.doh.wa.gov/Portals/1/Documents/5100/420-100-FluUpdate.pdf>

Percentage of ILI Visits Reported by Sentinel Providers, Washington, 2016-2018



<https://www.doh.wa.gov/Portals/1/Documents/5100/420-100-FluUpdate.pdf>


Lab-Confirmed Influenza Deaths



Season	Number of Deaths
2017-2018, total	296
2016-2017, total	278
2015-2016, total	67
2014-2015, total	156
2013-2014, total	80
2012-2013, total	54
2011-2012, total	20

From <http://www.doh.wa.gov/Portals/1/Documents/5100/420-100-FluUpdate.pdf>

Reported Lab-Confirmed Influenza Deaths Washington, 2017-2018



Age Group (in years)	Number of Deaths
0-4	1
5-24	0
25-49	13
50-64	54
65+	228
Total	296

From <http://www.doh.wa.gov/Portals/1/Documents/5100/420-100-FluUpdate.pdf>

Most deaths in older people with pre-existing conditions, but some deaths among younger previously healthy people.

Acknowledgements

- CDC
- DOH programs
- Local health jurisdictions
- Laboratories
- Sentinel providers