

## Can COVID-19 test results be added to the IIS?

COVID-19 serology tests can be added to the IIS. These serology tests do not remove COVID-19 vaccines from the patient's vaccination forecast. The following COVID-19 serology tests can be added, including the lab values:

- Overall SARS-CoV-2 result
- SARS-CoV-2 Ab quantitative
- SARS-CoV-2 IgG qualitative
- SARS-CoV-2 N gene result
- SARS-CoV-2 Ab quantitative
- SARS-CoV-2 ORF1ab region result
- SARS-CoV-2 RdRp gene result
- SARS-CoV-2 result
- SARS-related CoV result

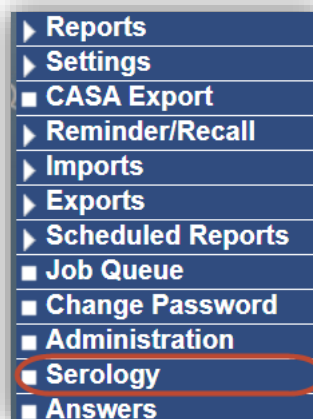
## How can I document COVID-19 test results on patient records?

COVID-19 test results can be added manually in the Serology Module or under Special Considerations. The Serology Module on the left menu includes multiple COVID tests and the ability to add a test value. Using the Special Considerations only provides an option to document lab evidence of immunity to COVID-19.

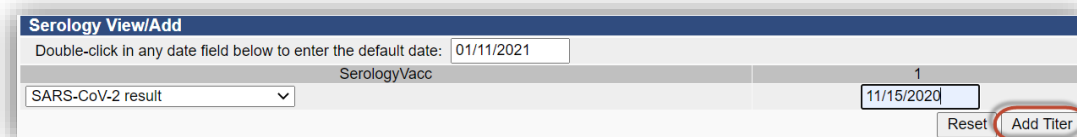
Clinics with an HL7 connection can also send COVID test results. Please send an email to [IISDataExchange@doh.wa.gov](mailto:IISDataExchange@doh.wa.gov) for questions about sending COVID test results via HL7 connection.

### To manually enter COVID-19 test results:

1. Search for the patient that needs the COVID-19 test documented. Patients must be in active status.
2. Click **Serology** on the left menu.

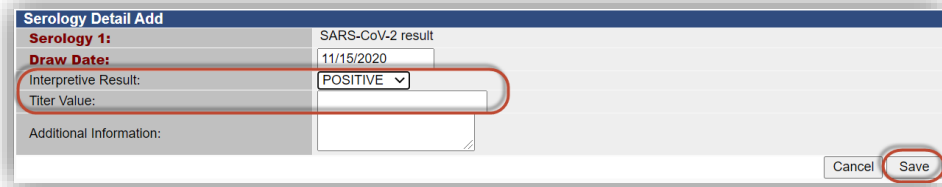


3. Enter COVID test and date, then click Add Titer.



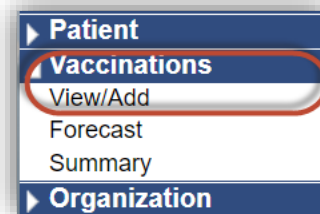
The screenshot shows the 'Serology View/Add' form. At the top, it says 'Double-click in any date field below to enter the default date: 01/11/2021'. Below this, there is a dropdown menu with 'SARS-CoV-2 result' selected. To the right of the dropdown is a text input field containing '11/15/2020'. Below the input field is a 'Reset' button and an 'Add Titer' button, which is circled in red.

4. Enter interpretive result as positive and value. Click Save.

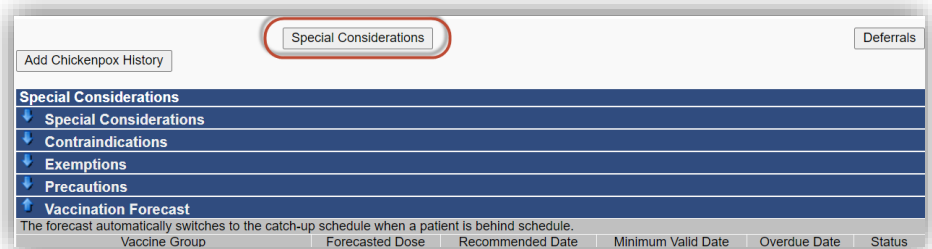


To manually enter lab evidence of immunity to COVID-19 under Vaccinations, Special Considerations:

1. Search for the patient that needs the COVID-19 lab evidence of immunity documented.
2. Click Vaccinations View/Add on the left menu.

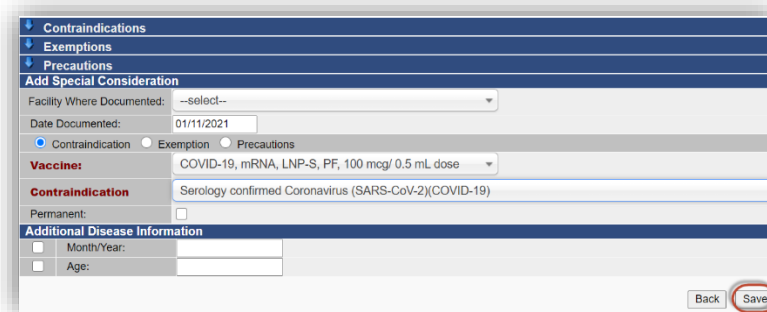


3. On the Vaccination View/Add page, click on Special Considerations.



4. Under Vaccine, click on the drop-down menu and select a COVID-19 vaccine. Then click on the Contraindication drop-down menu and select Serology confirmed Coronavirus (SARS-CoV-2)(COVID-19). Click Save.

**Note:** do NOT click the Permanent box since this will remove COVID-19 vaccine from the forecast. Currently, patients who have a history of COVID-19 infection are still recommended to receive vaccine.




**Questions?** Contact the IIS Help Desk at 1-800-325-5599 or [WAIIHelpDesk@doh.wa.gov](mailto:WAIIHelpDesk@doh.wa.gov)