

Preliminary 2021 Pertussis Summary for Washington State

Washington State Department of Health

Final 2021 confirmed and probable case counts

This update summarizes all reports of pertussis in persons with 2021 onsets received by local health jurisdictions (LHJs) made visible to Washington State Department of Health (DOH) – Communicable Disease Epidemiology, and containing sufficient information for a case classification to have been assigned.

There were a total of 16 cases reported statewide during 2021, compared to 243 cases reported in 2020. Dates for the 2021/2020 comparison were based primarily on symptom onset dates.

Figure 1: Number of Pertussis Cases Reported in Washington State by Week of Symptom Onset: 2020 vs 2021

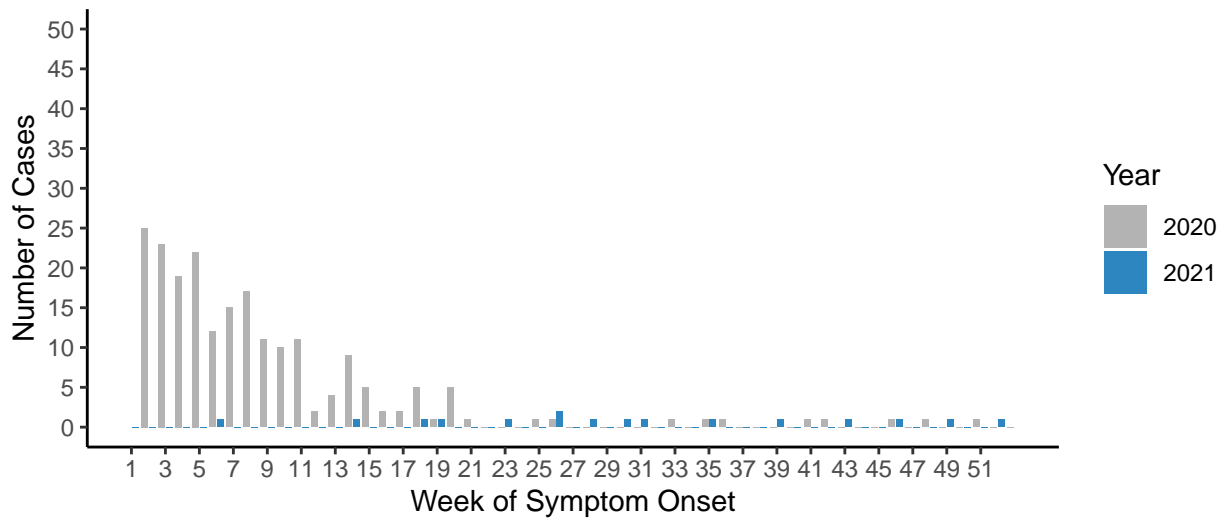
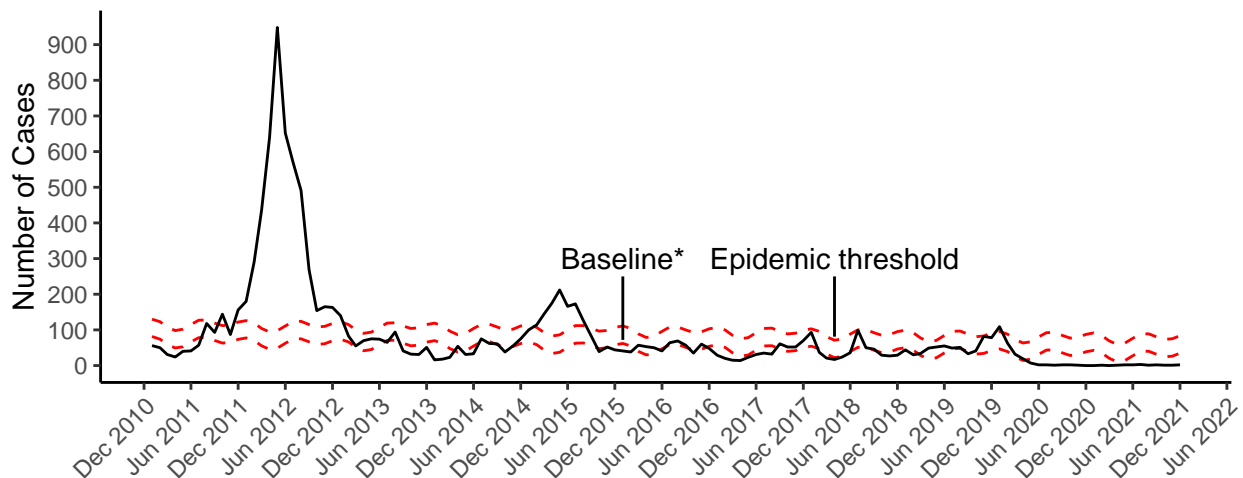


Figure 2: WA State Pertussis Cases Reported by Month and Year with Projected Baseline and Epidemic Thresholds, 2011-2020 and 2021



*Monthly data values from the 2012 epidemic period were not used to project the baseline and epidemic threshold.

- Among 8 counties with reported pertussis activity in 2021, the number of pertussis cases reported in a given county ranged from 1 to 5 and county-level YTD incidence rates ranged from 0.1 to 8.2 per 100,000 persons (see Table 1).
 - The median and mean county-level annual incidence rates in counties reporting pertussis activity were 0.3 and 1.5 per 100,000 persons, respectively.
- 31 counties reported no pertussis cases this year.

The overall annual incidence rate was 0.2 pertussis cases per 100,000 Washington residents, with an incidence rate among infants under one year of age of 1.1 cases per 100,000 (see Table 2).

One infant under one year of age was reported as a pertussis case. The infant had received at least one dose of pertussis-containing vaccine and was not hospitalized.

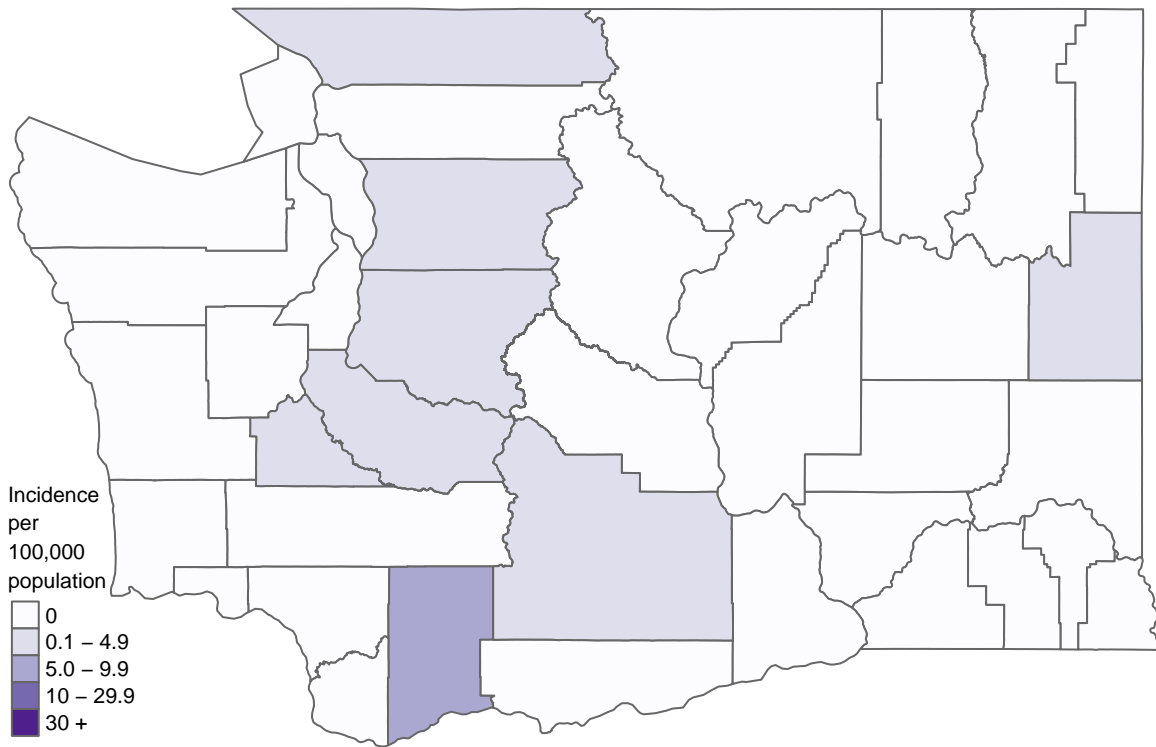
Table 1: WA State Pertussis Cases by County, 2021 Preliminary

County	Number of Cases	OFM 2020 Population	Rate per 100,000 persons
Whatcom	5	228,002	2.2
King	4	2,260,801	0.2
Thurston	2	291,001	0.7
Pierce	1	900,697	0.1
Skamania	1	12,225	8.2
Snohomish	1	830,503	0.1
Spokane	1	522,602	0.2
Yakima	1	258,201	0.4

Table 2: WA State Pertussis Cases by Age Group, 2021 Preliminary

Age Group	OFM 2020 Population	Number of Cases	Rate per 100,000 persons	% of cases by age group
< 1	89,038	1	1.1	6
1 - 4	360,093	4	1.1	25
5 - 9	481,675	0	0.0	0
10 - 13	390,105	1	0.3	6
14 - 18	468,897	2	0.4	12
19 - 24	593,072	0	0.0	0
25 - 44	2,086,393	4	0.2	25
45 - 64	1,905,515	3	0.2	19
65+	1,281,417	1	0.1	6
All ages	7,656,205	16	0.2	

Figure 3: Annual Pertussis Incidence Rates by County, 2021



NOTE: For people with disabilities, this document is available on request in other formats. To submit a request, please call 1-800-525-0127 (TDD/TTY call 711).