

# Weekly pertussis update for Washington State

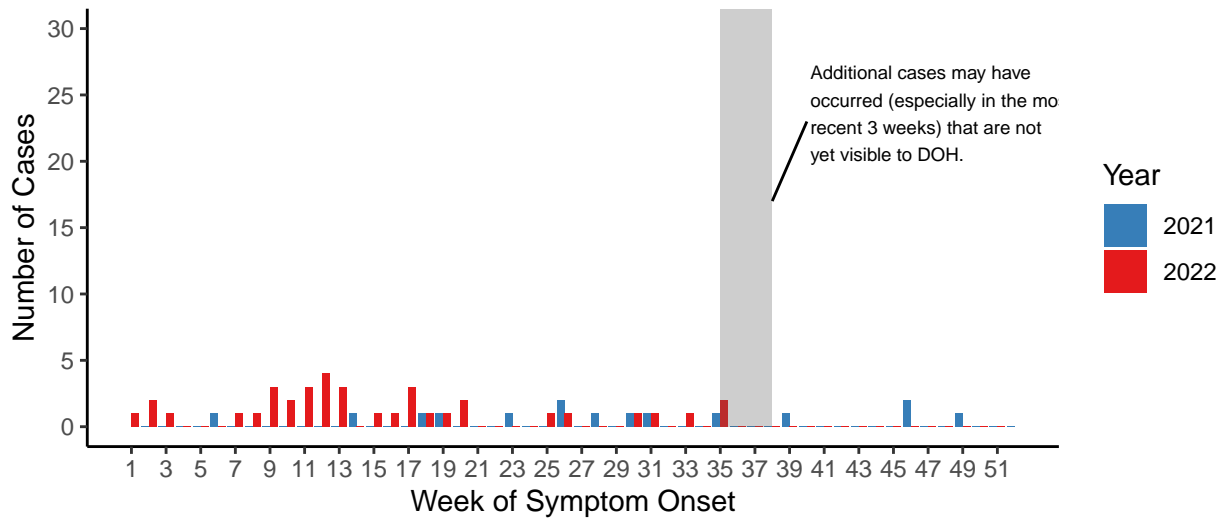
Washington State Department of Health

## 2022 year-to-date (YTD) confirmed and probable cases reported through 09/24/2022 (week 38).

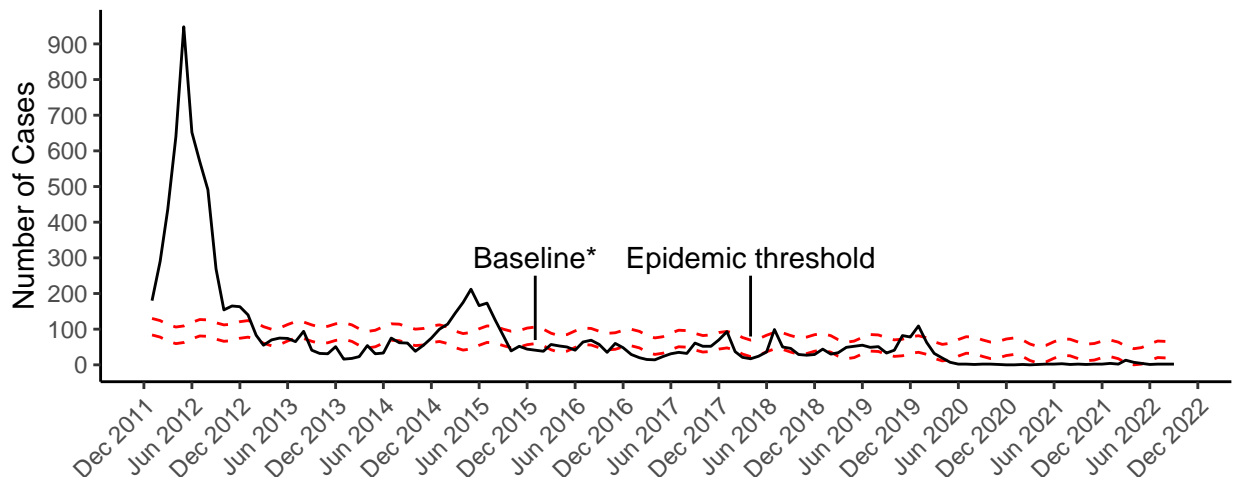
This update summarizes all reports of pertussis in persons with illness onset dates during CDC weeks 1 - 38. The included reports were received by local health jurisdictions (LHJs) and made visible to Washington State Department of Health (DOH) – Communicable Disease Epidemiology, and contained sufficient information for a case classification to have been assigned.

There has been a total of 37 cases reported statewide so far in 2022, compared to 11 cases reported by week 38 in 2021. Dates for the 2022/2021 comparison are based primarily on symptom onset dates.

**Figure 1:** Number of Pertussis Cases Reported in Washington State by Week of Symptom Onset: 2022 vs 2021



**Figure 2:** WA State Pertussis Cases Reported by Month and Year with Projected Baseline and Epidemic Thresholds, 2012-2021, with YTD 2022 data added



\*Monthly data values from the 2012 epidemic period were not used to project the baseline and epidemic threshold.

**Table 1:** WA State Pertussis Cases by Age Group, 2022 weeks 1 - 38

Age Group	OFM 2020 Population	Number of Cases	Rate per 100,000 persons	% of cases by age group*
< 1	89,038	4	4.5	11
1 - 4	360,093	4	1.1	11
5 - 9	481,675	10	2.1	27
10 - 13	390,105	4	1.0	11
14 - 18	468,897	0	0.0	0
19 - 24	593,072	5	0.8	14
25 - 44	2,086,393	5	0.2	14
45 - 64	1,905,515	4	0.2	11
65+	1,281,417	1	0.1	3
All ages	7,656,205	37	0.5	100

\*Due to rounding, percentages may not add up to 100%

The overall year-to-date incidence rate is 0.5 pertussis cases per 100,000 Washington residents from weeks 1 through 38, with an incidence rate among infants under one year of age of 4.5 cases per 100,000 (see Table 1).

Of 4 infants under one year of age reported as pertussis cases, all 4 were old enough on their dates of onset to have received a first dose of pertussis-containing vaccine, and 3 (75%) had received at least one dose. None have been hospitalized.

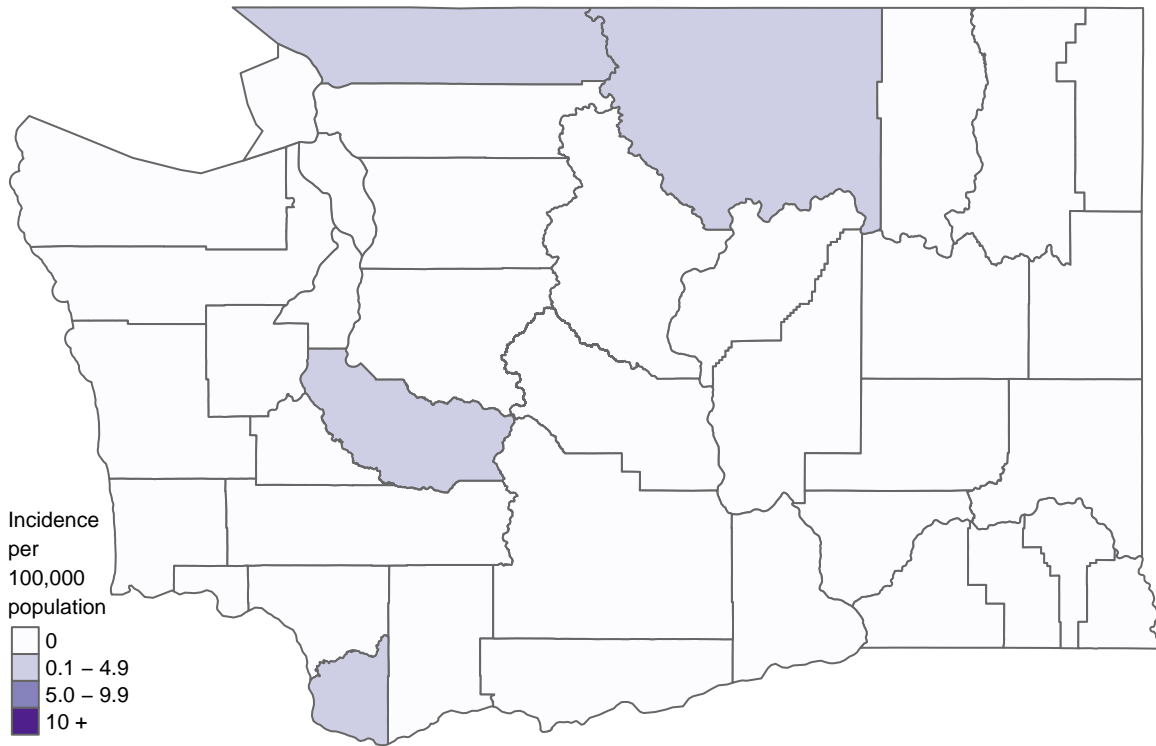
**Table 2:** WA State Pertussis Cases by County, 2022 weeks 1 - 38

County	Number of Cases	OFM 2020 Population	Rate per 100,000 persons
Spokane	14	522,602	2.7
King	7	2,260,801	0.3
Clark	5	499,193	1.0
Pierce	5	900,697	0.6
Whatcom	2	228,002	0.9
Benton	1	205,699	0.5
Kitsap	1	272,197	0.4
Okanogan	1	43,135	2.3
Thurston	1	291,001	0.3

Among 9 counties with reported pertussis activity so far in 2022, the number of pertussis cases in a given county ranges from 1 to 14 and county-level YTD incidence rates range from 0.3 to 2.7 per 100,000 persons (see Table 2).

- The median and mean county-level year-to-date incidence rates in counties reporting pertussis activity are 0.6 and 1 per 100,000 persons, respectively.
- 30 counties have reported no pertussis cases as of CDC week 38 of this year.

Figure 3: Twelve-Week Pertussis Incidence Rates by County, 2022 weeks 26 - 38



NOTE: For people with disabilities, this document is available on request in other formats. To submit a request, please call 1-800-525-0127 (TDD/TTY call 711).