

Weekly pertussis update for Washington State

Washington State Department of Health

2022 year-to-date (YTD) confirmed and probable cases reported through 12/31/2022 (week 52).

This update summarizes all reports of pertussis in persons with illness onset dates during CDC weeks 1 - 52. The included reports were received by local health jurisdictions (LHJs) and made visible to Washington State Department of Health (DOH) – Communicable Disease Epidemiology, and contained sufficient information for a case classification to have been assigned.

There have been a total of 73 cases reported statewide so far in 2022, compared to 15 cases reported by week 52 in 2021. Dates for the 2022/2021 comparison are based primarily on symptom onset dates.

Figure 1: Number of Pertussis Cases Reported in Washington State by Week of Symptom Onset: 2022 vs 2021

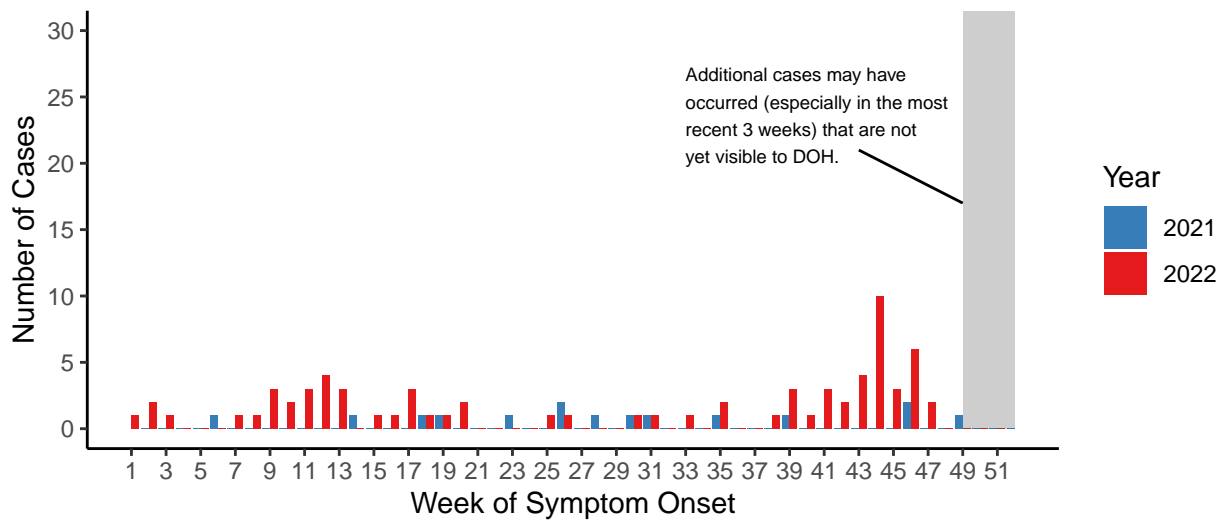
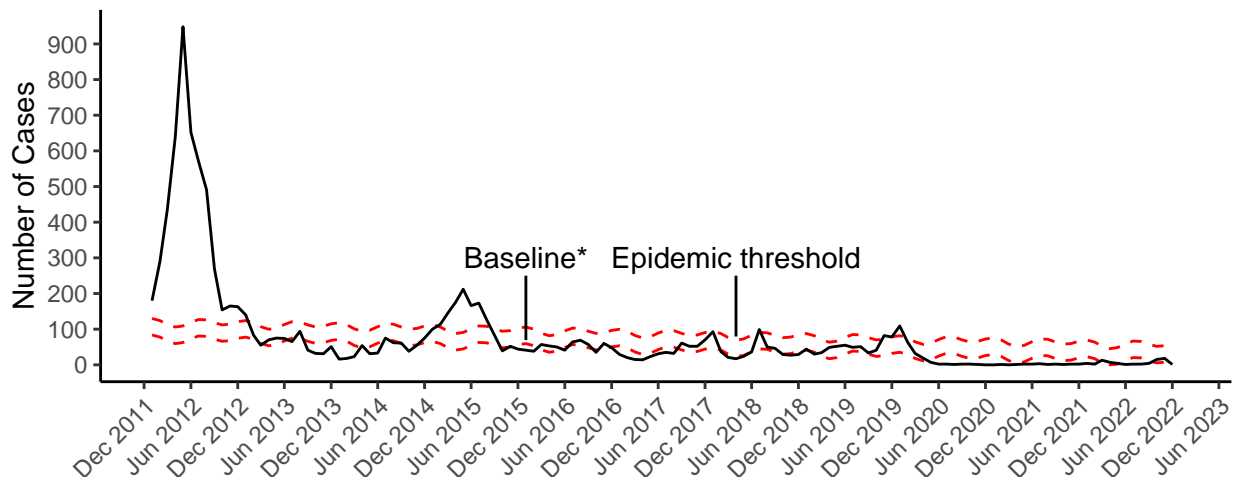


Figure 2: WA State Pertussis Cases Reported by Month and Year with Projected Baseline and Epidemic Thresholds, 2012-2021, with YTD 2022 data added



*Monthly data values from the 2012 epidemic period were not used to project the baseline and epidemic threshold.

Table 1: WA State Pertussis Cases by Age Group, 2022 weeks 1 - 52

Age Group	OFM 2020 Population	Number of Cases	Rate per 100,000 persons	% of cases by age group*
< 1	89,038	6	6.7	8
1 - 4	360,093	17	4.7	23
5 - 9	481,675	23	4.8	32
10 - 13	390,105	6	1.5	8
14 - 18	468,897	1	0.2	1
19 - 24	593,072	5	0.8	7
25 - 44	2,086,393	9	0.4	12
45 - 64	1,905,515	4	0.2	5
65+	1,281,417	2	0.2	3
All ages	7,656,205	73	1.0	100

*Due to rounding, percentages may not add up to 100%

The overall year-to-date incidence rate is 1 pertussis cases per 100,000 Washington residents from weeks 1 through 52, with an incidence rate among infants under one year of age of 6.7 cases per 100,000 (see Table 1).

Of 6 infants under one year of age reported as pertussis cases, 5 were old enough on their dates of onset to have received a first dose of pertussis-containing vaccine, and 4 (80%) had received at least one dose. None have been hospitalized.

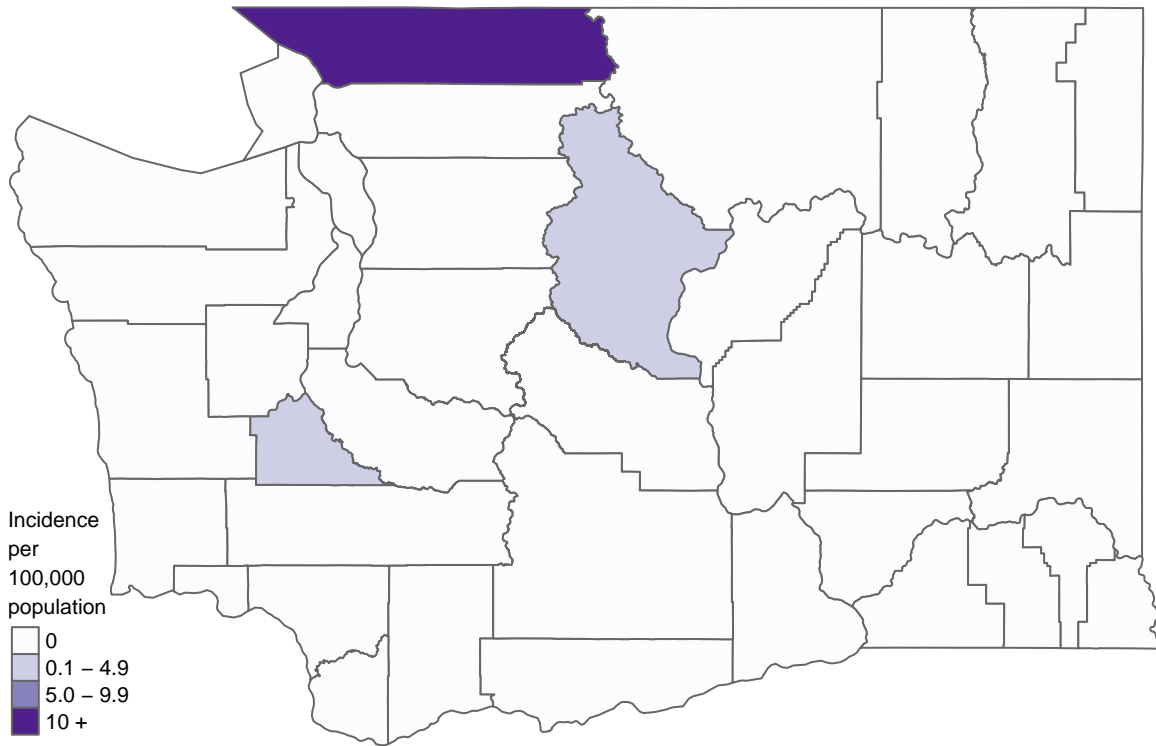
Table 2: WA State Pertussis Cases by County, 2022 weeks 1 - 52

County	Number of Cases	OFM 2020 Population	Rate per 100,000 persons
Whatcom	34	228,002	14.9
Spokane	14	522,602	2.7
King	9	2,260,801	0.4
Clark	5	499,193	1.0
Pierce	5	900,697	0.6
Thurston	2	291,001	0.7
Benton	1	205,699	0.5
Chelan	1	79,656	1.3
Kitsap	1	272,197	0.4
Okanogan	1	43,135	2.3

Among 10 counties with reported pertussis activity so far in 2022, the number of pertussis cases in a given county ranges from 1 to 34 and county-level YTD incidence rates range from 0.4 to 14.9 per 100,000 persons (see Table 2).

- The median and mean county-level year-to-date incidence rates in counties reporting pertussis activity are 0.9 and 2.5 per 100,000 persons, respectively.
- 29 counties have reported no pertussis cases as of CDC week 52 of this year.

Figure 3: Twelve-Week Pertussis Incidence Rates by County, 2022 weeks 40 - 52



NOTE: For people with disabilities, this document is available on request in other formats. To submit a request, please call 1-800-525-0127 (TDD/TTY call 711).