

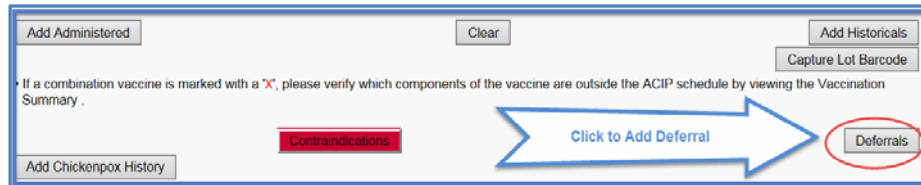
Why Would I Enter a Vaccine Deferral in the IIS?

Vaccine deferrals may be entered into the IIS to delay a dose of vaccine due to a shortage or a serious temporary illness. Deferring a vaccine does not remove it from the patient’s vaccination forecast.

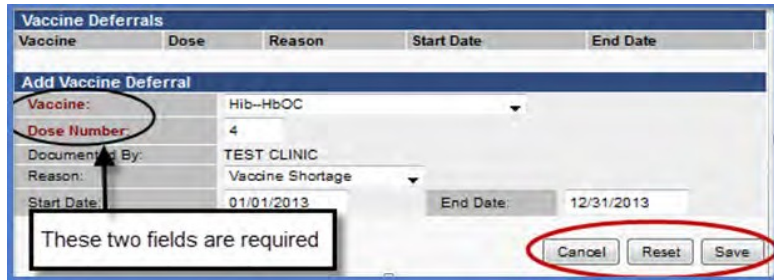
How Can I Document Vaccine Deferrals on Patient Records?

1. Search for the patient that needs the deferral documented.
2. Click **Vaccinations** on the left menu, and then click **Vaccination View/Add**.

3. Click the **Deferral** button at the bottom of the Vaccination View/Add screen.



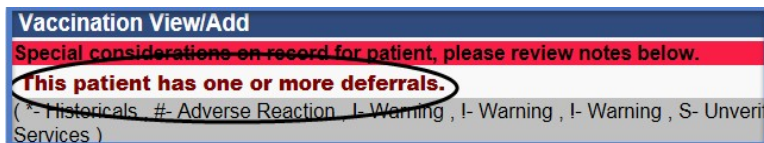
4. Enter the deferral information:
 - ✓ Vaccine name
 - ✓ Dose number
 - ✓ Documented by (Facility)
 - ✓ Reason for deferral
 - ✓ Deferral start and end dates



Tip: If you try adding a vaccine that has a deferral set, you will see a message that says **there is a deferral for this vaccine that has not yet expired.**

5. Select an option to **Save**, **Cancel**, or **Reset** the deferral.

6. If the deferral saved successfully, a message shows up in red at the top of the Vaccination View/Add screen stating, **this patient has one or more deferrals**, and the Deferral button turns **red**.



Questions? Contact the IIS Help Desk at 1-800-325-5599 or WAISHelpDesk@doh.wa.gov